



# DDAC-PDS-SXL System Installation Guide

## Install Generator

(This step is for rear mounts for other mounting options see page three)



Install the Generator on top of the overhead guard and at least 4" from metal on the ends of the unit. **It should be as far from the strobe light as possible.**

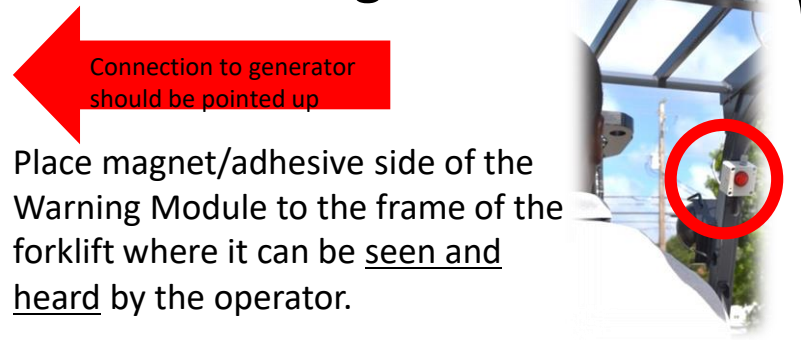
Adjust magnets to fit as needed.

Long Axis of MFG should run parallel to long axis of vehicle as shown

## Install Warning Module



Connection to generator should be pointed up



Place magnet/adhesive side of the Warning Module to the frame of the forklift where it can be seen and heard by the operator.



An optional Auxiliary Light ( Light Only Warning Module) can be connected to the Generator to provide an additional visual alert.

## Warning Module Connections

The cable exiting the warning module with the bare wires goes to the machine for power




The cable exiting the warning module with the connector goes to the Generator

Note: Cable Ties included for attaching the cables to the frame of the machine.

## Making the connection to machine power

Ground

24 Vdc



Power: 24VDC  
Average Current: 0.5A  
Peak Surge Current: 15A

Connect to a switched and fused (10A min) circuit.


DO NOT APPLY VOLTAGE TO THE INCORRECT WIRES, IT MAY RESULT IN HARDWARE DAMAGE.

## Making the Connection to the Generator



Connect Warning Module (Plug) to Generator (Receptacle).

## Cab Silencer



In order to avoid battery drain while the vehicle is off, connect the Cab Silencer to same switched and fused circuit as Generator.

**Place the Cab Silencer within 21" of the Operator's PAD. The best location is behind the operators seat.**

**The Cab Silencer should be 4ft away from the Generator. If NOT, the Cab Silencer can effect Collision Avoidance.**



## Silent Zone Adjust



- Factory set to ~21 in.
- To decrease the size, unscrew the cap from the Cab Silencer.
- Activate a PAD and turn on truck.
- Using a 3/32" slotted screwdriver, turn the Pot until the PAD silences at the desired location.
- Replace cap.



Ensure the Silent Zone does not extend outside of the vehicle

## Volume Adjust using Range Adjust Tool



- The clear plastic cover on the Warning Module can be turned to reduce the sound.
- If the sound still needs to be reduced, utilize the range adjust tool (Contact FMI).
- Ensure all other MFGs and PADs within 70ft are off. Power on the range adjust tool within 4ft of MFG. The warning module will sound. Press the up switch to increase the volume of the warning module and the down switch to decrease the volume of the warning module.



All adjustments in Steps 7-12 need to be done by a professional.



[www.hitnot.com](http://www.hitnot.com)





# DDAC-PDS-SXL System Installation Guide

All adjustments in Steps 7-12 need to be done by a professional.

Step 9

## Volume Adjust using Potentiometers



- Remove the Phillips Head Screw under the Red Arrow Labeled "VOL".
- Using a 3/32" slotted screwdriver slowly adjust the "VOL" pot until the volume is to the desired level.
- When the desired volume is set, replace the Phillips Head screw.

Step 10

## Range Adjust using Potentiometers



- Remove the Phillips Head Screw under the Red Arrow Labeled "PWM".
- Have a Pedestrian with a PAD at the desired Danger Zone.
- Using a 3/32" slotted screwdriver slowly adjust the "PWM" pot until the danger zone alerts at the desired distance.
- When the desired zone is set, replace the Phillips Head screw.

Step 11

## Range Adjust using Range Adjust Tool

- If the range needs to be reduced, utilize the range adjust tool (Contact FMI).
- Ensure all other MFGs and PADs within 70ft are off. Power on 1 PAD at the distance the field should be set to and leave it there. Power on the range adjust tool within 4ft of MFG. The warning module will sound. Hold down both switches for 5 seconds. Release. Press the up switch to increase the range and the down switch to decrease the range.



DDAC PAD/CAM		
Distance	Danger (DZ)	Warning (WZ)
Minimum	≈25 FT	≈35 FT
Maximum	≈45 FT	≈70 FT


Type A PAD/CAM		
Distance	Danger (DZ)	Warning (WZ)
Minimum	≈45 FT	≈65 FT
Maximum	≈65 FT	≈90 FT

Step 12

## Functionality of Switches



- Remove the RED Cap Screw.
- There are Two (2) sets of switches located on the PC Board.
- Make the required Adjustment using the information below.
- When Adjustments are completed Replace RED Cap.



Set #1	
Switch 1 (Warning Module Sound Level Adjustments)	
SW 1	FUNCTION
ON	Sound Level Maintains its setting under all conditions
OFF	Sound Level Increased to Maximum for the first 3 seconds then returns to previous set level.

Set #1	
Switch2 (CAM ON/Disabled)	
SW 2	FUNCTION
ON	CAM is Disabled (OFF)
OFF	CAM is ON

CAM ALERT Options		
SW 1	SW2	FUNCTION
ON	ON	30 Second Re-Alert
OFF	ON	Continuous CAM
ON	OFF	2 Sec. Timeout (STND)
OFF	OFF	60 Second Re-Alert

Check the Direction of the Arrow on Switch (↑ UP =ON) for Correct Orientation.

Step 13

## Alerting Signals

**NOTE:** A Generator/Truck without a CAM can be used with a CAM Truck to check the field. The NO CAM Truck will receive the warning of the CAM Truck. The CAM Truck will not activate an alarm on it's own truck.

### CAM Alert (Truck to Truck) (If Equipped)

- Generator will beep rapidly for 2 seconds when it receives the CAM signal from the other truck. If Different Alerts are Required see Step 12 for Alert Options.
- PAD Alerts have Priority over CAM Alerts

To check the field for a Truck with CAM, bring another Truck with CAM facing each other outside the Warning Zone. Slowly move a Truck into the Warning zone. Rapids beeps will sound on both trucks. The standard alarm times out after 2 seconds.



**Factory Field Size @ 24VDC:**  
Warning: ≈70ft, Danger: ≈45ft, Tolerance: ±1ft

To check the field, hold a PAD at the edge of the Danger zone on the long axis of the Generator. Slowly move the PAD from Danger to Warning.

### PAD (Pedestrian Alert)

- Warning Zone- Series of 3 beeps
- Danger Zone- Continuous signal



# Step One for Alternate Mounting Configurations

**HIT-NOT® WARRANTY TERMS AND CONDITIONS**

**IMPORTANT-READ CAREFULLY: BY AND INSTALLING AND USING THE HIT-NOT® SYSTEM, YOU ACKNOWLEDGE AND AGREE TO BE CONTRACTUALLY BOUND BY THESE WARRANTY TERMS AND CONDITIONS. IF ANY OF THE TERMS OF USE ARE NOT ACCEPTABLE TO YOU, DO NOT INSTALL OR USE THE HIT-NOT® SYSTEM.**

**THE HIT-NOT® SYSTEM IS SIMPLY A TOOL TO BE USED TO ASSIST YOU IN SAFELY OPERATING HEAVY EQUIPMENT. THE HIT-NOT® SYSTEM IS NOT INTENDED AS A SUBSTITUTE FOR, NOR DOES IT REPLACE, SAFE PRACTICES IN OPERATING HEAVY EQUIPMENT. YOUR USE OF THE HIT-NOT® SYSTEM IS SOLELY AT YOUR OWN INDEPENDENT DISCRETION AND RISK. THE HIT-NOT® SYSTEM IS NOT GUARANTEED TO PREVENT ACCIDENTS.**

**ACCEPTANCE AND DEFINITIONS.**

**(A)Acceptance of Terms.** These Warranty Terms and Conditions (these “Terms”) are a legal agreement between You, as a purchaser and end user of the System and Frederick Energy Products, LLC. By installing the System or using the System in any way, You are (1) agreeing to be bound by these Terms. IF YOU DO NOT AGREE WITH ALL THESE TERMS, DO NOT USE OR INSTALL THE SYSTEM. YOU MUST RETURN THE SYSTEM TO THE DEALER FROM WHICH YOU PURCHASED THE SYSTEM, IN ACCORDANCE WITH THE DEALER’S POLICIES. This Agreement constitutes the entire and only agreement between FEP and You and supersedes all prior or contemporaneous agreements, representations, warranties and understandings with respect to the System, and the subject matter of this Agreement.

**(B)Definitions.** In this Agreement, “You” and “Your” refer to You as the user of the System. “FEP” “we,” “us” and “our” refer to Frederick Energy Products, LLC and our successors, partners, affiliates, subsidiaries and assigns. “System” refers to the Hit-Not® System purchased by You. “Terms” refers, collectively, to these Warranty Terms and Conditions.

**LIMITED WARRANTIES; DISCLAIMER.**

**(A)Limited Warranty.** FEP hereby warrants against: (1) defects in the System, either in workmanship or material, and (2) the failure of the System to conform to FEP’s written specifications, for a period of one (1) year after date of delivery to You, in each case; provided that such System has been under proper and normal use at all times during such period. All warranty claims under these Terms must be submitted through the Dealer from which you purchased the System. FEP’s liability is restricted to the replacement or repair of the defective or nonconforming parts alone and does not include any installation, labor, or expense involved, or other contingent liability. Liability for any components manufactured by third parties but incorporated into FEP Products to be furnished by FEP, shall be limited to the guarantee or liability to FEP of the manufacturer or supplier of such components. FEP is not liable for damages resulting from the use or misuse of the FEP Products.

**(B)Disclaimers. EXCEPT AS EXPRESSLY SET FORTH ABOVE: (1) NO ADVICE OR INFORMATION, WHETHER ORAL OR WRITTEN, PROVIDED BY OR THROUGH FEP, ANY DEALER OR DISTRIBUTOR, OR ANY THIRD PARTY SHALL IMPLY THE CREATION OF ANY REPRESENTATION OR WARRANTY OF ANY KIND WHATSOEVER BY FEP; (2) THE SYSTEM IS PROVIDED "AS IS" AND WITHOUT ANY WARRANTY OF ANY KIND, EITHER EXPRESS, STATUTORY OR IMPLIED, INCLUDING, BUT NOT LIMITED TO, THE IMPLIED WARRANTIES OF MERCHANTABILITY AND FITNESS FOR A PARTICULAR PURPOSE; (3) FEP DOES NOT REPRESENT OR WARRANT THAT THE SYSTEM WILL BE FUNCTIONAL OR DEFECT-FREE, OR THAT DEFECTS WILL BE CORRECTED; AND (4) FEP HEREBY DISCLAIMS ANY AND ALL LIABILITY OR RESPONSIBILITY FOR THE IMPROPER USE OF THE SYSTEM OR FOR THE INCORRECT OR IMPROPER INSTALLATION OF THE SYSTEM. SOME STATES OR OTHER JURISDICTIONS DO NOT ALLOW THE EXCLUSION OF IMPLIED WARRANTIES, SO THE ABOVE EXCLUSIONS MAY NOT APPLY TO YOU. UNDER NO CIRCUMSTANCES WILL FEP BE LIABLE FOR ANY LOSS OR DAMAGE CAUSED BY YOUR USE OF THE SYSTEM. USE OF THE SYSTEM IS AT YOUR SOLE RISK.**

**INDEMNIFICATION; RELEASE; LIMITATION OF LIABILITY.**

**(A)Indemnification.** You agree to indemnify and hold FEP, any and all parent, subsidiary, and affiliate organizations, and their respective officers, directors, agents, shareholders, members, managers, advisors, consultants, employees, successors and assigns (collectively, the “Protected Parties”) harmless from and against all losses, costs, liabilities, expenses (including reasonable attorneys’ fees and expenses), claims, demands, and damages, actual and consequential, of every kind and nature, known and unknown, suspected and unsuspected, disclosed and undisclosed (collectively, “Losses”), that are in any way due to or arising out of Your use of the System, unless caused by the gross negligence or willful misconduct of FEP. FEP reserves the right, at Your expense, to assume the exclusive defense and control of any matter for which You are required to indemnify any of the Protected Parties, and You agree to cooperate with FEP’s defense of such claims. FEP will use reasonable efforts to notify You of any such claim, action, or proceeding which is subject to this indemnification upon FEP becoming aware of it.

**(B)Limitation of Liabilities.** IN NO EVENT SHALL FEP, ITS LICENSORS, SUPPLIERS, CONTENT PROVIDERS OR THEIR RESPECTIVE PARENTS, SUBSIDIARIES, AFFILIATES, OFFICERS, DIRECTORS, SHAREHOLDERS, ADVISORS, CONSULTANTS, EMPLOYEES, SUCCESSORS OR ASSIGNS, BE LIABLE TO YOU OR ANY THIRD PARTY FOR ANY INDIRECT, SPECIAL, INCIDENTAL, CONSEQUENTIAL, PUNITIVE OR EXEMPLARY DAMAGES (INCLUDING BUT NOT LIMITED TO LOSS OF BUSINESS, PROFITS, USE, REVENUE OR OTHER ECONOMIC ADVANTAGE), ARISING OUT OF OR IN CONNECTION WITH THE SYSTEM OR THESE TERMS BASED ON ANY THEORY, EVEN IF ADVISED OF THE POSSIBILITY OF SUCH DAMAGES. THE LIMITATION OF DAMAGES SET FORTH ABOVE IS A FUNDAMENTAL ELEMENT OF THE BASIS OF THE BARGAIN BETWEEN US AND YOU. THE SYSTEM WOULD NOT BE PROVIDED FOR SALE TO YOU WITHOUT SUCH LIMITATIONS. IN NO EVENT WILL OUR LIABILITY, OR THE LIABILITY OF OUR LICENSORS, AND OUR RESPECTIVE PARENTS, AFFILIATES, SUBSIDIARIES, OFFICERS, DIRECTORS, SHAREHOLDERS, EMPLOYEES, ADVISORS, CONSULTANTS, SUCCESSORS OR ASSIGNS, TO YOU OR ANY THIRD PARTIES IN ANY CIRCUMSTANCE EXCEED ONE HUNDRED DOLLARS (US \$100.00). SOME STATES OR OTHER JURISDICTIONS DO NOT ALLOW THE EXCLUSION OR LIMITATION OF INCIDENTAL OR CONSEQUENTIAL DAMAGES, SO THE ABOVE LIMITATIONS AND EXCLUSIONS MAY NOT APPLY TO YOU.

**CHOICE OF LAW; DISPUTE RESOLUTION.** The Agreement shall be governed by, and construed in accordance with the laws of the State of Alabama, without regard to its conflicts of law provisions. In the event of any dispute, claim, question or disagreement (“Claim”) between You and FEP arising from or relating to Your use of the System, You and FEP will attempt, in good faith, to resolve any Claim within thirty (30) days after written notice of the Claim. Any Claim not so resolved shall be finally settled by binding arbitration administered by the American Arbitration Association under its Commercial Arbitration Rules, using the Expedited Procedures. Judgment on the award rendered by the arbitrator(s) may be entered in any court of competent jurisdiction. The arbitrator shall be an individual generally skilled in the legal and business aspects of the subject matter of this Agreement. The arbitrator shall have no authority to impose penalties or award punitive damages. The arbitration shall take place in Madison County, Alabama, and the arbitrator shall apply the law of the State of Alabama and applicable rules of evidence. If all parties and the arbitrator agree, arbitration may take place by telephone or by written communication. Unless the arbitrator otherwise directs, the parties, their representatives, other participants, and the arbitrator shall hold the existence, content, and result of the arbitration in confidence. No action, regardless of form, related to the obligations of the parties under this Agreement may be brought by either party against the other more than one (1) year after the cause of action has accrued. In any proceeding to enforce this Agreement, the prevailing party will have the right, in addition to its other rights hereunder, to recover its reasonable litigation costs and reasonable attorneys’ fees.

Nothing in this Section shall preclude any party from seeking equitable relief from a court of competent jurisdiction or exercising any self-help remedies, whether before, during or after the pendency of any arbitration proceeding. The parties agree that taking any such action does not waive any right that either party has to demand arbitration at any time with respect to subsequent or amended disputes claimed or filed against a party after commencement of litigation. BY AGREEING TO THESE TERMS AND CONDITIONS, ALL PARTIES AGREE TO WAIVE ANY RIGHTS TO A JURY OR COURT TRIAL. If any provision of this dispute resolution procedure is held invalid or unenforceable, the remaining provisions shall remain in full force and shall not be affected by the invalidity of any other provision.

By tapping "Accept", you again agree and confirm that you have read and understood these Terms of Service and the [Disclaimer](#).

[Accept](#)

**V. ENTIRE AGREEMENT; ASSIGNMENT; MISCELLANEOUS.** These Terms constitute the complete and exclusive statement of the agreement between You and us. It supersedes any and all prior or contemporaneous agreement, oral or written, and any other communications, representations, warranties and understanding relating to the subject matter hereof. If there is a conflict between an oral or written representation of any FEP employee or agent, or any Dealer or Distributor employee or agent, and these Terms, these Terms will prevail. These Terms will prevail over other rules and policies on the System. Our failure to enforce any provision of these terms shall not be deemed either a waiver of such provision or a waiver of the right to enforce such provision. If any provision of these Terms is held by an arbitrator or court of competent jurisdiction to be contrary to law, then such provision shall be construed, as nearly as possible, to reflect the intentions of the parties and the other provisions shall remain in full force and effect. The provision of these Terms which, by their terms should survive termination or expiration of these Terms, shall survive the termination or expiration hereof. FEP may assign this Agreement to any other entity of its choosing, with or without notice to You. You may not assign these Terms to any other party without the prior written consent of FEP. FEP shall not be deemed to have waived any of its rights or remedies unless such waiver is in writing and signed by FEP. No delay or omission on the part of FEP in exercising any rights or remedies shall operate as a waiver of such rights or remedies or any other rights or remedies on future occasions. The section titles in these Terms are solely used for the convenience of the parties and have no legal or contractual significance.

**END OF HIT-NOT® WARRANTY TERMS AND CONDITIONS**

*www.hitnot.com*